

GOVERNMENT-FUNDED VET STUDENTS AND COURSES, 2020

1,191,400 students participated in government-funded VET courses in 2020. This is a 3.5% increase on 2019 student numbers. An estimated 7.0% of the Australian residential population aged 15-64 years participated in government-funded VET in Australia in 2020.

The number of students in government-funded VET in 2020 increased in NSW (+13.5%), QLD (+5.3%), and WA (+4.7%), but declined in Victoria (-8.3%), SA (-4.6%), Tas (-4.0%), NT (-3.3%), and the ACT (-2.0%).



A government-funded student is most likely to be a female aged 15-19 years that has finished year 12, is employed as a carer/support worker and lives in a major city. She will most likely be enrolled in a Certificate III at TAFE in a community services training package qualification.

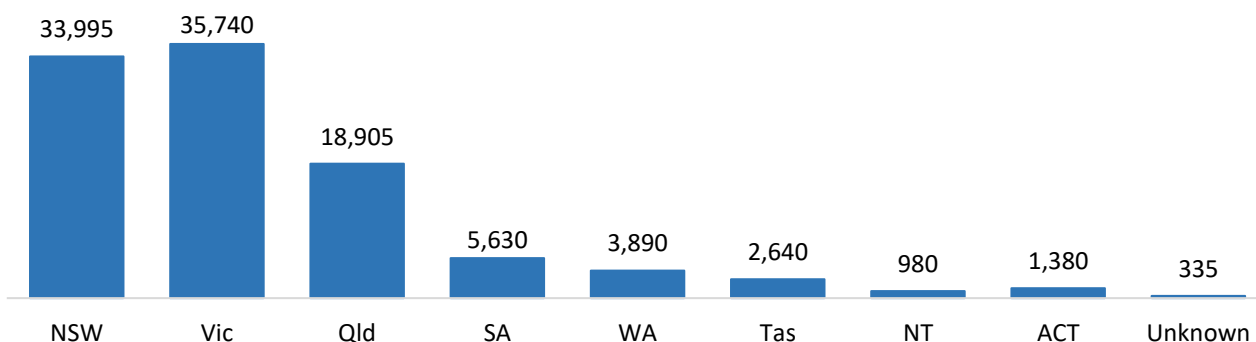
In 2020, 103,490 government-funded students were enrolled in construction, plumbing and services (CPC) qualifications. This is the second highest level of enrolments for a training packages, behind community services which had 224,675 enrolments.



A government-funded student enrolled in a CPC qualification is most likely to be a male aged 15 to 19 years that has finished year 12 and lives in a major city. He will most likely be employed as an apprentice carpenter and enrolled in a Certificate III qualification at TAFE.

Of the 103,490 students enrolled in CPC qualifications, 35,740 were enrolled in Victoria, more than any other state or territory.

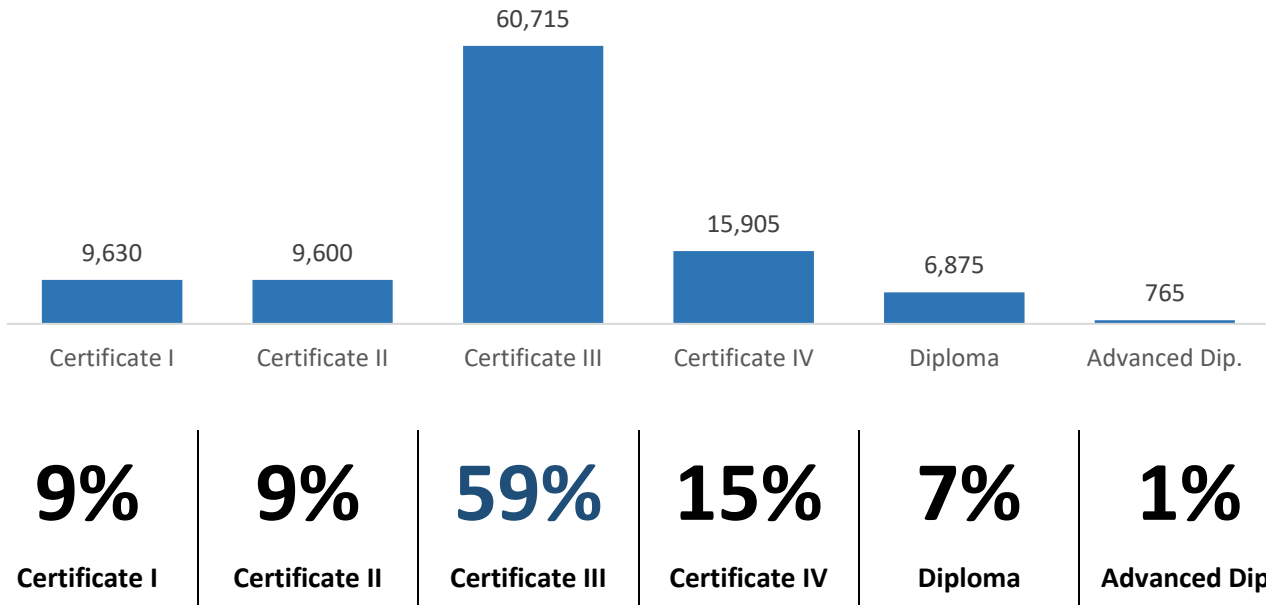
Government-funded enrolments in CPC qualifications in 2020 by state



In all states and territories, students enrolled in government-funded CPC qualifications were most likely to be enrolled in a Certificate III qualification, nationally 59% of enrolments were at the Certificate III level. Most states and territories subsidise Certificate III and below level qualifications, above the Certificate III level there is variation in funding arrangements in different jurisdictions. Victoria subsidised the most enrolments above a Certificate III (37%) and Queensland subsidised the least (3.5%).

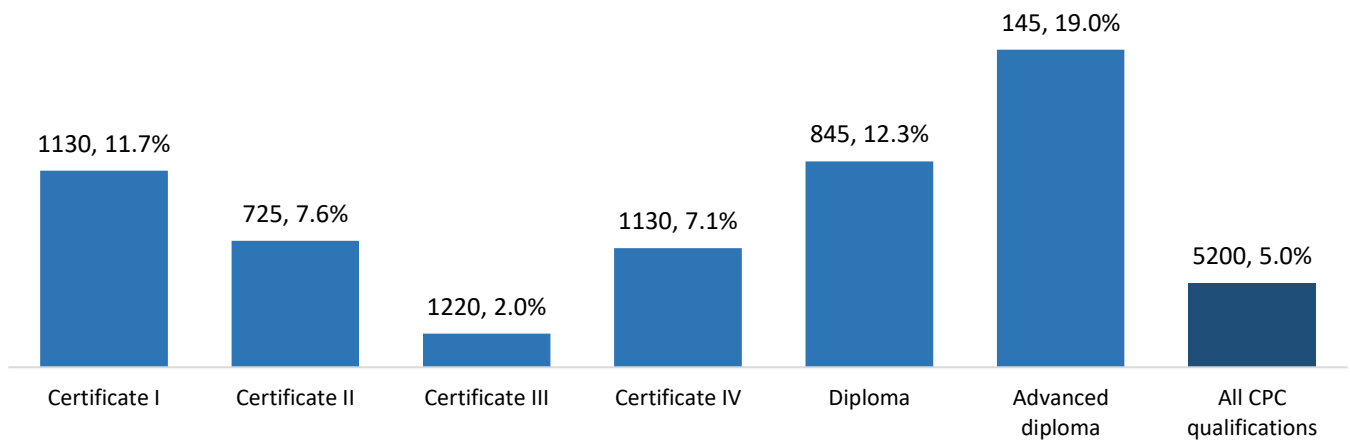
Government-funded students in CPC qualifications were more likely than general enrolments to be in a Certificate III, and in most states and territories much less likely to be in a Certificate IV or above qualification.

Government-funded enrolments in CPC qualifications in 2020 by qualification level



In 2020, females represented a record high 5.0% of government-funded CPC students. Nearly one in five students enrolled in a CPC Advanced Diploma were female – the highest proportion of any qualification level and well above the level with the lowest female participation (Certificate III at 2%).

Government-funded female CPC students: enrolments & percentage female, by qualification level



Top qualifications and occupations of government-funded CPC students in Aus in 2020

Most popular CPC qualifications	Most common occupation of CPC students
1. Cert III Carpentry: 26,990 students	1. Carpenter & Joiner: 30,100
2. Cert III Plumbing: 16,125 students	2. Plumber: 21,700
3. Cert IV Building & Construction: 12,095 students	3. Labourer: 19,185

Source: Master Builders analysis of NCVET, Government-funded students and courses 2020, released: 26 July 2020.

Contact: Jennifer.Lawrence@masterbuilders.com.au

In 2020 in NSW 456,205 students were enrolled in government-funded VET courses. This is a 13.5% increase on 2019 student numbers. There were 33,995 enrolments in CPC qualifications (-6.9% on 2019 enrolments).



NSW

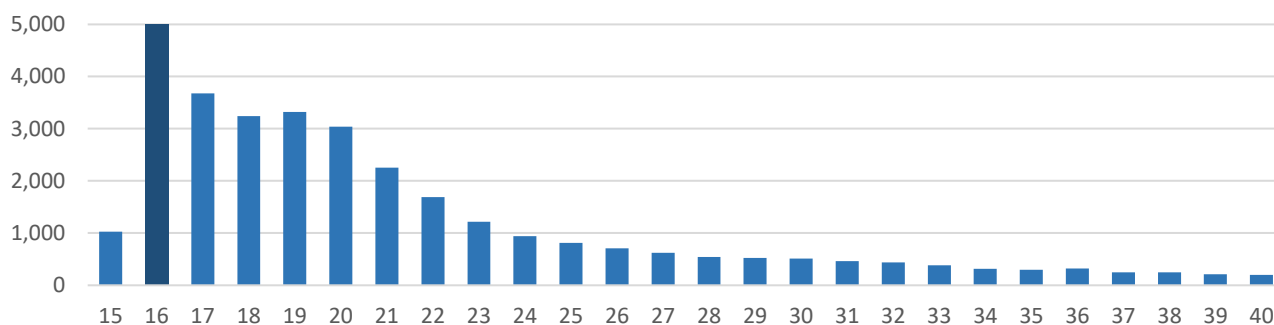
A government-funded student in NSW is most likely a female aged 15-19 that lives in a major city and is either in school or has finished year 12. She likely has a job as a care worker and is completing a Certificate III in community services at TAFE.



CPC

A NSW government-funded student in a CPC qualification is likely a male aged 15-19 living in a major city, that is either in school or has year 10 as his highest education. He is most likely an apprentice carpenter doing a Certificate III at TAFE.

Age of government-funded CPC students



Qualification level of government-funded CPC students

5%

Certificate I

1,665 students

18%

Certificate II

6,055 students

56%

Certificate III

19,010 students

19%

Certificate IV

6,615 students

1%

Diploma

435 students

.6%

Advanced Dip.

110 students

Top qualifications and occupations of government-funded CPC students in NSW in 2020

Most popular CPC qualifications	Most common occupation of CPC students
1. Cert III Carpentry: 8,615 students	4. Carpenter & Joiner: 9,995
2. Cert II Construction Pathways: 5,485 students	5. Plumber: 7,720
3. Cert IV Building & Construction: 5,153 students	6. Labourer: 6,935

Female participation in CPC qualifications

A record **3.7%** of students studying CPC qualification in 2020 were female (1,245 students) – well above the long-term average of 2.8%. In the early 2000s nearly all female CPC students were studying at the Cert III level. Enrolments are now 3.7 times higher than in the early 2000s and spread relatively evenly across Certificate I-IV level qualifications.

Source: Master Builders analysis of NCVER, Government-funded students and courses 2020, released: 26 July 2020.

Contact: Jennifer.Lawrence@masterbuilders.com.au



+61 2 6202 8888



enquiries@masterbuilders.com.au
www.masterbuilders.com.au



Level 3, 44 Sydney Avenue
Forrest ACT 2603



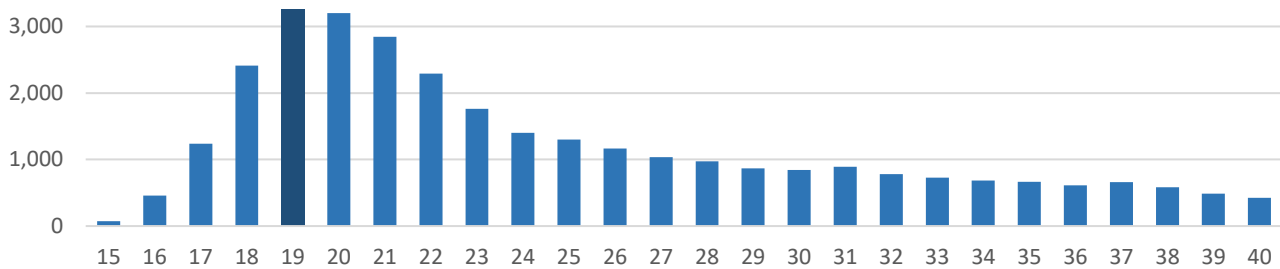
PO Box 7170
Yarralumla ACT 2600

In 2020 in Victoria 262,430 students were enrolled in government-funded VET courses. This is an 8.3% decrease on 2019 student numbers. There were 35,740 enrolments in CPC qualifications (-2% on 2019 enrolments).

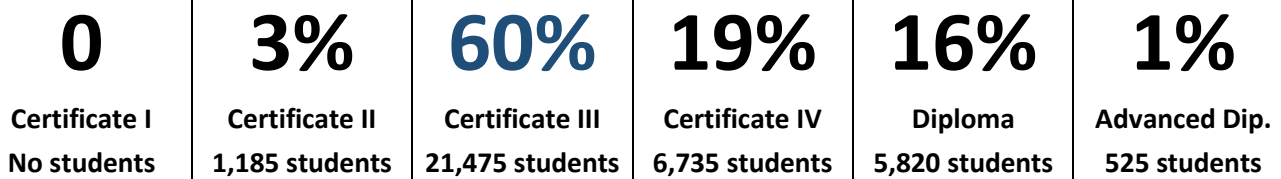


A government-funded student in Victoria is most likely a male aged 20-24 that lives in a major city and has finished year 12. He is most likely an apprentice carpenter enrolled in a Certificate III at TAFE.

Age of government-funded CPC students



Qualification level of government-funded CPC students



Top qualifications and occupations of government-funded CPC students in Vic in 2020

Most popular CPC qualifications	Most common occupation of CPC students
1. Cert III Carpentry: 9,330 students	1. Carpenter & Joiner: 9,845
2. Cert III Plumbing: 7,150 students	2. Plumber: 8,495
3. Cert IV Building & Construction: 5,630 students	3. Architecture, Building and Surveying Technician: 6,205

Female participation in CPC qualifications

A record **5.8%** of students studying a CPC qualification in 2020 in Victoria were female (2,085 students) – well above the long-term average of 2.8%. In 2003 and 2004 no women were enrolled in a CPC qualification above a Certificate III. Female enrolments in 2020 are 7 times higher than the early 2000s and 70% are studying a Certificate IV or above qualification.

Source: Master Builders analysis of NCVER, Government-funded students and courses 2020, released: 26 July 2020.
Contact: Jennifer.Lawrence@masterbuilders.com.au

In 2020 in Queensland 240,955 students were enrolled in government-funded VET courses. This is a 5.3% increase on 2019 student numbers. There were 18,905 enrolments in CPC qualifications (-6.7% on 2019).



Qld

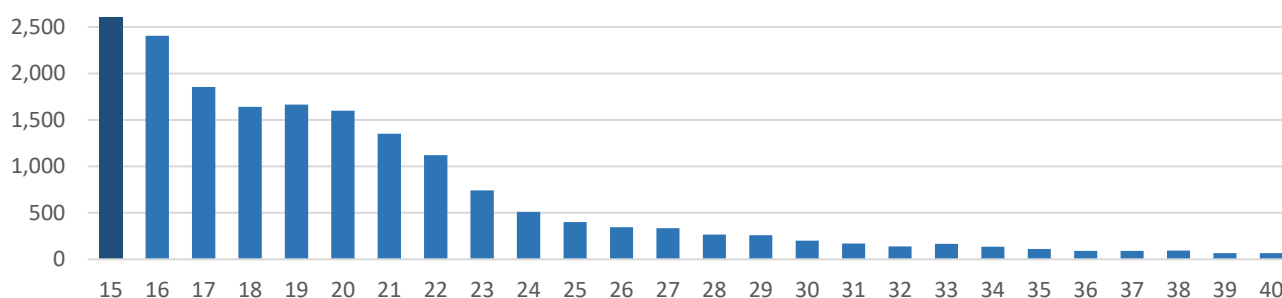
A government-funded student in Queensland is most likely a male aged 15-19 living in a major city and is either in school or has finished year 12. He is most likely an electrical apprentice enrolled in a Cert III at a private RTO.



CPC

A government-funded student in Queensland in a CPC qualification is likely a male aged 15-19 living in a major city and is either in school or has finished year 12. He is a labourer undertaking a Cert III in Carpentry at a private RTO.

Age of government-funded CPC students



Qualification level of government-funded CPC students

37%

Certificate I
6,910 students

.1%

Certificate II
5 students

60%

Certificate III
11,325 students

4%

Certificate IV
665 students

.1%

Diploma
5 students

0%

Advanced Dip.
No students

Top qualifications and occupations of government-funded CPC students in Qld in 2020

Most popular CPC qualifications	Most common occupation of CPC students
1. Cert I Construction: 6,910 students	1. Labourer: 6,910
2. Cert III Carpentry: 5,735 students	2. Carpenter & Joiner: 5,905
3. Cert III Plumbing: 2,020 students	3. Plumber: 3,000

Female participation in CPC qualifications

A record **5.7%** of students studying a CPC qualification in 2020 in Queensland were female – well above the long-term average of 3.1%. Around 70% of 2020 female students were studying at the Certificate I level. There is hope that these students are currently in school and their interest in the industry will translate into higher level enrolments in the coming years.

Source: Master Builders analysis of NCVER, Government-funded students and courses 2020, released: 26 July 2020.
Contact: Jennifer.Lawrence@masterbuilders.com.au



+61 2 6202 8888



enquiries@masterbuilders.com.au
www.masterbuilders.com.au



Level 3, 44 Sydney Avenue
Forrest ACT 2603



PO Box 7170
Yarralumla ACT 2600

In 2020 in SA 65,540 students were enrolled in government-funded VET courses. This is a 4.6% decrease on 2019 student numbers. In 2020 there were 5,630 enrolments in CPC qualifications (+4.3% on 2019 enrolments).



SA

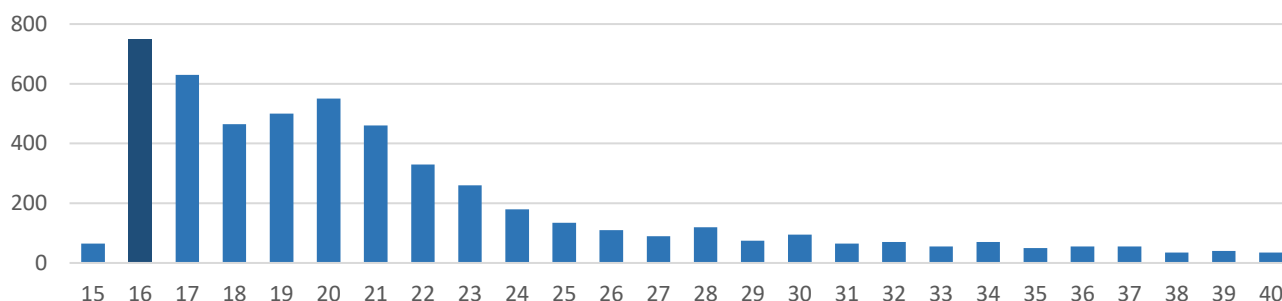
A government-funded student in SA is most likely a female aged 15-19 living in a major city and is either in school or has finished year 12. She is likely working in a carer role and enrolled in a community services Cert III at TAFE.



CPC

A government-funded student in SA in a CPC qualification is likely a male aged 15-19 living in a major city and is in school or has finished year 12. He is most likely an apprentice carpenter enrolled in a Cert III at TAFE.

Age of government-funded CPC students



Qualification level of government-funded CPC students

8%

Certificate I
445 students

17%

Certificate II
955 students

56%

Certificate III
3,150 students

18%

Certificate IV
1,025 students

1%

Diploma
60 students

0%

Advanced Dip.
No students

Top qualifications and occupations of government-funded CPC students in SA in 2020

Most popular CPC qualifications	Most common occupation of CPC students
1. Cert III Carpentry: 1,500 students	1. Carpenter & Joiner: 1,560
2. Cert III Plumbing: 860 students	2. Plumber: 1,365
3. Cert II Construction Pathways: 685 students	3. Labourer: 1,350

Female participation in CPC qualifications

A record **4.7%** of students studying a CPC qualification in 2020 in SA were female (245 students) –above the long-term average of 2.8%. In 2020 nearly half (47%) of female students enrolled in a CPC qualification were studying at the Certificate IV level.

Source: Master Builders analysis of NCVET, Government-funded students and courses 2020, released: 26 July 2020.
Contact: Jennifer.Lawrence@masterbuilders.com.au

In 2020 in WA 106,530 students were enrolled in government-funded VET courses. This is a 4.7% increase on 2019 student numbers. There were 3,890 enrolments in CPC qualifications (-4.5% on 2019 enrolments).



WA

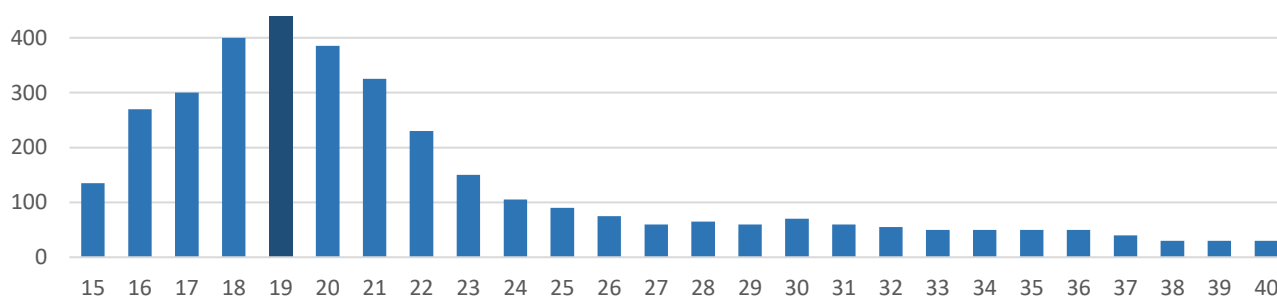
A government-funded student in WA is most likely a male aged 15-19 living in a major city and is either in school or has finished year 12. He is likely working in education and study a Cert III at TAFE.



CPC

A government-funded student in WA in a CPC qualification is likely a male aged 15-19 living in a major city and is either in school or has finished year 12. He most likely a labourer undertaking a Cert III in carpentry and joinery at TAFE.

Age of government-funded CPC students



Qualification level of government-funded CPC students

8%

Certificate I
330 students

20%

Certificate II
760 students

62%

Certificate III
2,410 students

1%

Certificate IV
45 students

8%

Diploma
330 students

.4%

Advanced Dip.
15 students

Top qualifications and occupations of government-funded CPC students in WA in 2020

Most popular CPC qualifications	Most common occupation of CPC students
1. Cert III Carpentry & Joinery: 875 students	1. Labourer: 1,090
2. Cert III Plumbing: 830 students	2. Plumber: 965
3. Cert II Construction Pathways: 625 Students	3. Carpenter & Joiner: 920

Female participation in CPC qualifications

6.3% of students studying a CPC qualification in 2020 were female (245 students) – slightly above the long-term average of 5.5%. Over half (56%) of female students were studying at the Certificate I or II level. There is hope that these students are currently in school and their interest in the industry will translate into higher level enrolments in the coming years.

Source: Master Builders analysis of NCVER, Government-funded students and courses 2020, released: 26 July 2020.

Contact: Jennifer.Lawrence@masterbuilders.com.au



+61 2 6202 8888



enquiries@masterbuilders.com.au
www.masterbuilders.com.au



Level 3, 44 Sydney Avenue
Forrest ACT 2603



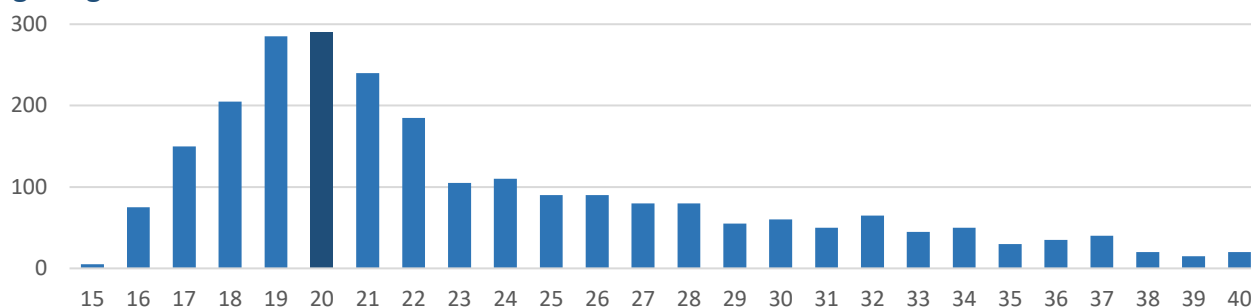
PO Box 7170
Yarralumla ACT 2600

In 2020 in Tasmania 23,910 students were enrolled in government-funded VET courses. This is a 4% decrease on 2019 student numbers. There were 2,640 student enrolments in CPC qualifications (+9.5% on 2019 enrolments).

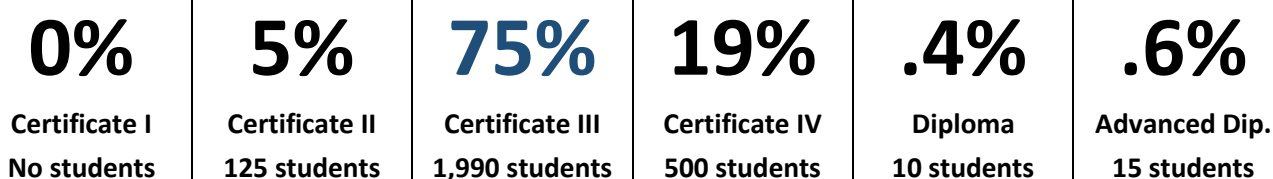


A government-funded student in Tasmania is most likely a male aged 20-24 that lives in an inner regional zone and has finished year 12. He is most likely an apprentice carpenter enrolled in a Certificate III at TAFE.

Age of government-funded CPC students



Qualification level of government-funded CPC students



Top qualifications and occupations of government-funded CPC students in Tas in 2020

Most popular CPC qualifications	Most common occupation of CPC students
1. Cert III Carpentry: 1,075 students	1. Carpenter & Joiner: 1,225
2. Cert IV Building & Construction: 420 students	2. Architecture, Building and Surveying Technician: 430
3. Cert III Plumbing: 215 students	3. Plumber: 415

Female participation in CPC qualifications

2.8% of students studying CPC qualification in 2020 in Tasmania were female (75 students) – slightly above the long-term average of 2.4%. More females studied CPC qualifications in 2020 than the number of females students from 2003 to 2006, inclusive.

Source: Master Builders analysis of NCVER, Government-funded students and courses 2020, released: 26 July 2020.
Contact: Jennifer.Lawrence@masterbuilders.com.au

In 2020 in the NT 14,970 students were enrolled in government-funded VET courses. This is a 3.3% decrease on 2019 student numbers. There were 980 enrolments in CPC qualifications (-7.1% on 2019 enrolments).



NT

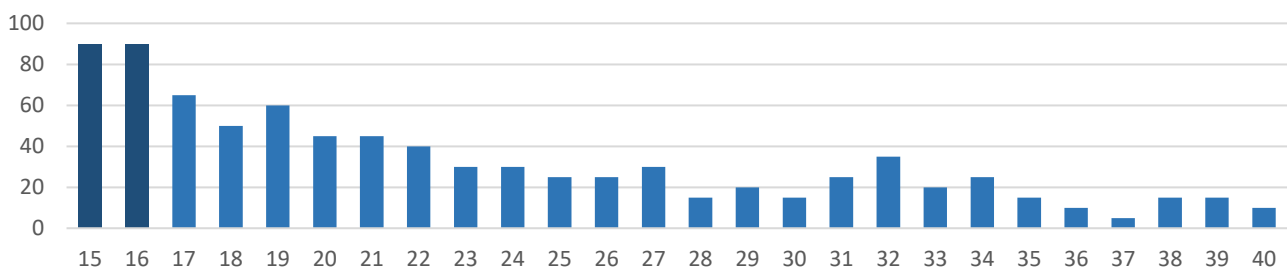
A government-funded student in the NT is most likely a male aged 15-19 that is either in school or has finished year 12. He is most likely an electrical apprentice undertaking a Cert III at TAFE.



CPC

A government-funded student in the NT in a CPC qualification is likely a male aged 15-19 living in an outer regional zone and is either in school or has year 10 as his highest education. He is most likely a labourer studying a Certificate III at TAFE.

Age of government-funded CPC students



Qualification level of government-funded CPC students

18%

Certificate I
180 students

31%

Certificate II
305 students

37%

Certificate III
365 students

13%

Certificate IV
130 students

0%

Diploma
No students

0%

Advanced Dip.
No students

Top qualifications and occupations of government-funded CPC students in the NT in 2020

Most popular CPC qualifications	Most common occupation of CPC students
1. Cert II Construction Pathways: 205 students	1. Labourer: 485
2. Cert III Carpentry: 190 students	2. Carpenter & Joiner: 190
3. Cert I Construction: 180 students	3. Plumber: 180

Female participation in CPC qualifications

At **9.7%** the NT had the highest proportion of female CPC enrolments (95 of 980). 84% of female students were studying at the Certificate I or II level. There is hope that these students are currently in school and their interest in the industry will translate into higher level enrolments in the coming years.

Source: Master Builders analysis of NCVER, Government-funded students and courses 2020, released: 26 July 2020.

Contact: Jennifer.Lawrence@masterbuilders.com.au

In 2020 in the ACT 15,540 students were enrolled in government-funded VET courses. This is a 2% decrease on 2019 student numbers. There were 1,380 enrolments in in CPC qualifications (-1.4% on 2019 enrolments).



ACT

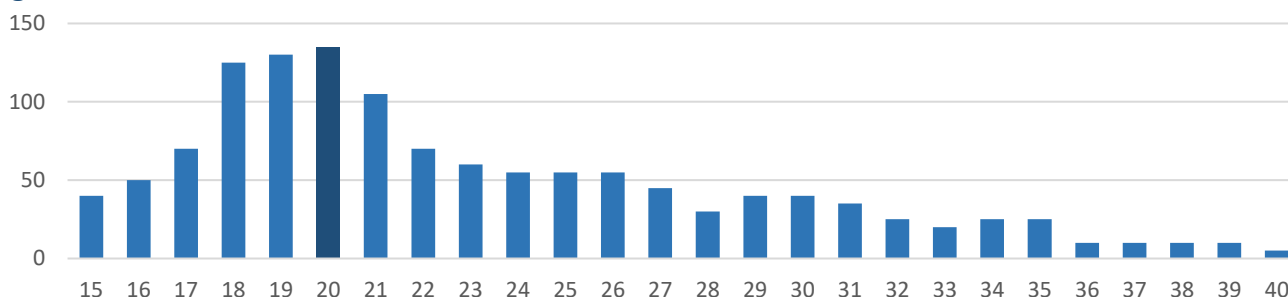
A government-funded student in the ACT is most likely a female aged 30-39 that has finished year 12. She is most likely working in childcare and studying education at the Cert III or Diploma level at TAFE.



CPC

A government-funded student in the ACT in a CPC qualification is likely a male aged 20-24 that has finished year 12. He is most likely an apprentice carpenter undertaking a Cert III at TAFE.

Age of CPC students



Qualification level of CPC students

0%

Certificate I
No students

12%

Certificate II
165 students

66%

Certificate III
905 students

9%

Certificate IV
125 students

13%

Diploma
180 students

0%

Advanced Dip.
No students

Top qualifications and occupations of CPC students in the ACT in 2020

Most popular CPC qualifications	Most common occupation of CPC students
1. Cert III Carpentry: 470 students	1. Carpenter & Joiner: 470
2. Cert III Plumbing: 270 students	2. Plumber: 310
3. Diploma Building & Construction: 150 students	3. Builder: 185

Female participation in CPC qualifications

In 2020, 5.4% of CPC enrolments were females. Female students enrolling in a CPC qualification were equally likely to be studying at the Certificate III as at the Certificate IV level. Males, on the other hand were far more likely to be enrolled in a Certificate III, resulting in female students representing 2.8% of Certificate III enrolments, but 20% of Certificate IV enrolments.

Source: Master Builders analysis of NCVER, Government-funded students and courses 2020, released: 26 July 2020.
Contact: Jennifer.Lawrence@masterbuilders.com.au