


# A SNAPSHOT: BUILDING & CONSTRUCTION INDUSTRY IN AUSTRALIA



MASTER BUILDERS  
AUSTRALIA

# CONTRIBUTION TO THE ECONOMY & THE COMMUNITY.

Building and construction generates \$200 billion in revenue and supports \$80 billion in activity throughout the building supply chain - including 360 000 'mum and dad' small building businesses and sub-contractors.



value of work done  
**\$200 billion**  
in Australian economy

The Australian building & construction industry accounts for around  
**10% of the economy**

provides employment for  
**1.1 million people**  
in cities, towns and regions  
across Australia  
8% of the Australian workforce



steady long term  
jobs growth,  
contributing  
73 500 jobs to  
the Australian  
labour market  
over the last 5 years

32% regional



16% aged  
15-24 years



34% aged 45 years or older

15% part time



12% female



# BUILDING THE PROSPERITY & LIVING STANDARDS OF ALL AUSTRALIANS.

## Building Activity 2016-17

Value of work done (\$b)



hospitals  
\$3 billion



retail buildings  
\$6.5 billion



roads, rail, bridges,  
airport \$70.6 billion



office space  
\$5.2 billion



schools  
\$4.8 billion

Building homes for families drives the national economy, creates jobs, stimulates other industries and creates more productive livable communities.



	Number of new homes	Value (\$b)
house	113 000	\$33.1
apartment	102 000	\$29.2
renovations		\$8.4
<b>TOTAL</b>	<b>215 000</b>	<b>70.7</b>

source: ABS, Master Builders Australia, 2016-17



# CREATING JOBS. REWARDING & DIVERSE CAREERS.

## Building & construction industry roles



### skilled construction workers

construction labourers  
trades assistants



### skilled tradespeople

have completed an  
apprenticeship



### building technicians

foreman  
project manager  
contract administrator  
workplace safety officer  
drafting



### professional roles

architect  
engineer  
project management

**Third largest employer.  
Largest employer of  
full-time skilled workers.**

### Top 5 occupations

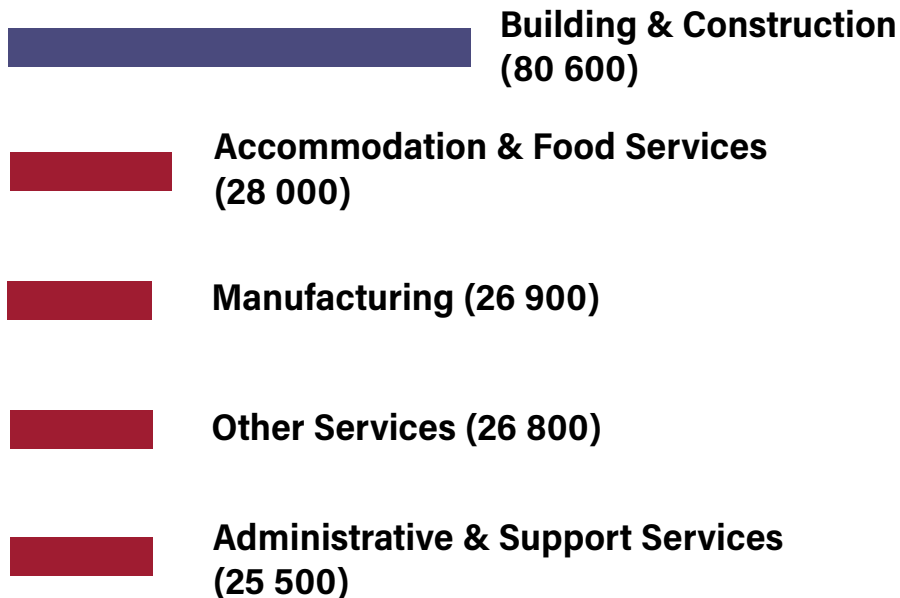
Carpenters and joiners	105 500
Electricians	95 500
Construction Managers	78 100
Plumbers	76 400
Painting trades workers	44 200

source: Australian Jobs 2017, Department of Employment

**To meet current projected demand,  
we need an additional 300 000  
employees, apprentices and  
independent contractors over  
the next decade and 50 000  
new entrants each year over  
the next ten years.**

# SHAPING THE FUTURE OF YOUNG AUSTRALIANS.

**80 600 apprentices and trainees  
in-training each year.  
More than any other industry**




source: Australian Jobs 2017, Department of Employment

## SMALL BUSINESS.

**Small businesses underpin the  
building and construction industry,  
a strong economy, more liveable  
communities, strong employment growth,  
and more training opportunities.**

**360 000**

**small businesses account for  
98% of the industry**



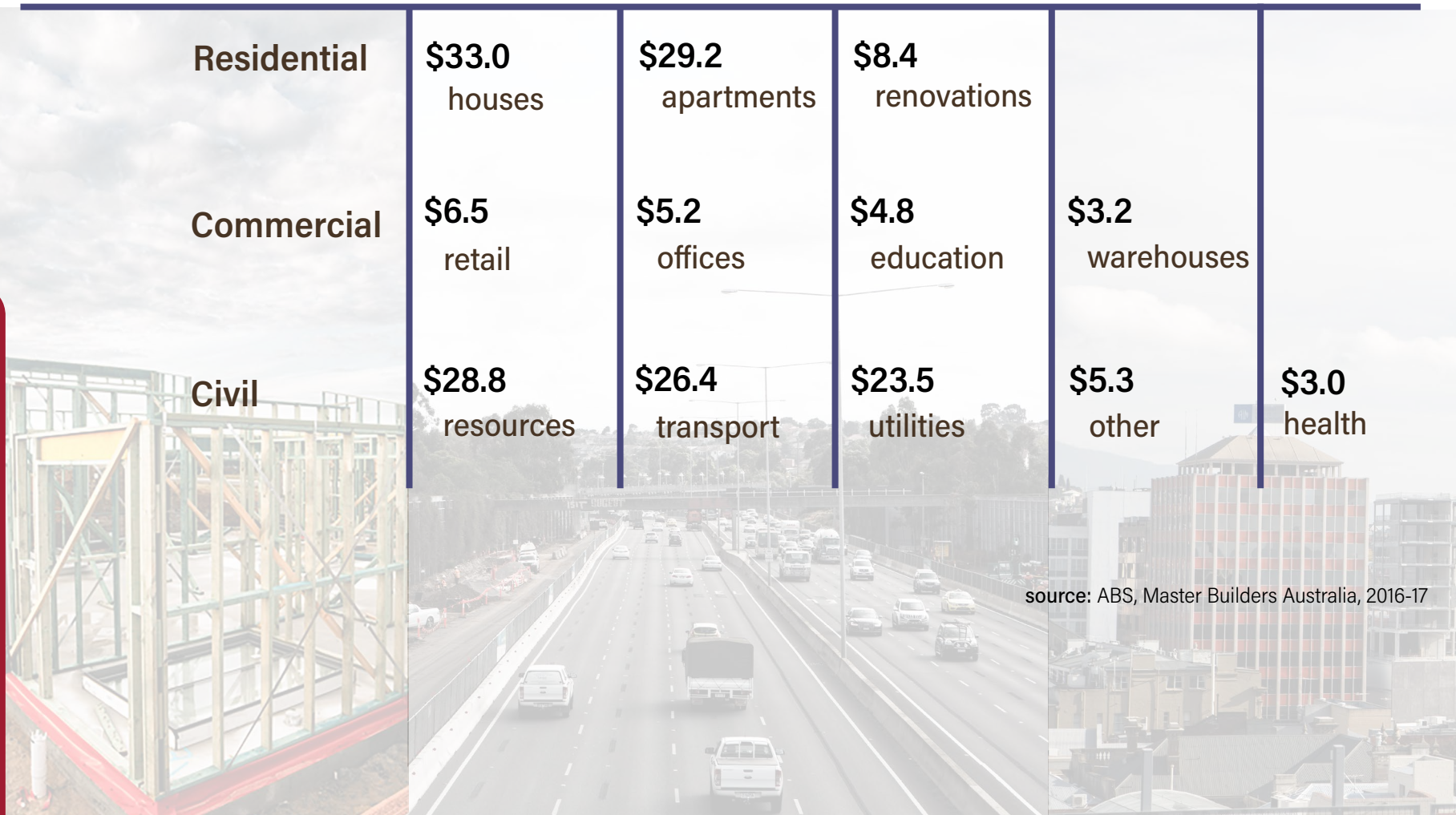
**producing more than half  
the industry's output**

**providing almost a  
third of the jobs**



# BUILDING & CONSTRUCTION TOUCHES THE EVERYDAY LIVES OF ALL AUSTRALIANS.

## Building & construction investment (\$b)

 <b>Residential</b>	<b>\$33.0</b> houses	<b>\$29.2</b> apartments	<b>\$8.4</b> renovations		
	<b>\$6.5</b> retail	<b>\$5.2</b> offices	<b>\$4.8</b> education	<b>\$3.2</b> warehouses	
	<b>\$28.8</b> resources	<b>\$26.4</b> transport	<b>\$23.5</b> utilities	<b>\$5.3</b> other	<b>\$3.0</b> health
<b>Commercial</b>					
<b>Civil</b>					

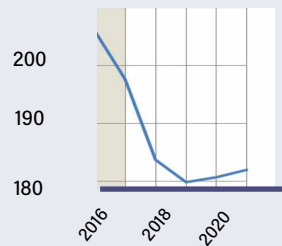
source: ABS, Master Builders Australia, 2016-17

# ... AND INTO THE FUTURE.

## Building & Construction industry forecasts 2017-21

### Residential

number of dwelling  
commencements  
(‘000)



Average growth  
2016-17 to 2020-21

-3.9%

Combined value of construction over  
the next five years

- residential construction - \$324 billion
- 950 000 new homes

### Commercial

(\$billion) chain  
volume measures)

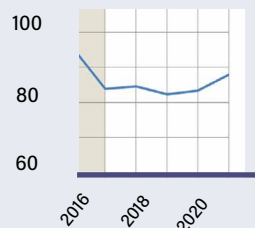


0.2%

- commercial construction - \$182 billion including:
  - \$35 billion retail
  - \$29 billion offices
  - \$15 billion in hospital and healthcare
  - \$23 billion education

### Civil

(\$billion) chain  
volume  
measures)



1.2%

- civil construction - \$422 billion including:
  - \$170 billion transport
  - \$120 billion resources

# ABOUT MASTER BUILDERS AUSTRALIA.

---

Master Builders Australia promotes the interests, viewpoints and contribution of its 32,000 members and Australia's \$200 billion building and construction industry.

Master Builders is the only national voice representing all sectors of the industry.

Comprised of firms large and small our members include large national, international, residential and commercial builders and civil contractors , smaller local sub-contractors, suppliers and professional industry advisers.

## Our Vision.

Building prosperity for all Australians.

A skilled workforce, greater infrastructure investment, a balanced regulatory system, a strong and growing economy, safe and productive workplaces, affordable housing.

## Our Approach.

Excellence in membership services, industry leader, principled and evidence based policy, effective and consistent communications, best practice in business operations and corporate governance.

Level 3, 44 Sydney Ave  
FORREST ACT 2603  
PO BOX 7170  
YARRALUMLA ACT 2600

[masterbuilders.com.au](http://masterbuilders.com.au)